

Evaluation: 2014 Annual Conference on Health

Tuesday, October 28, 2014

96

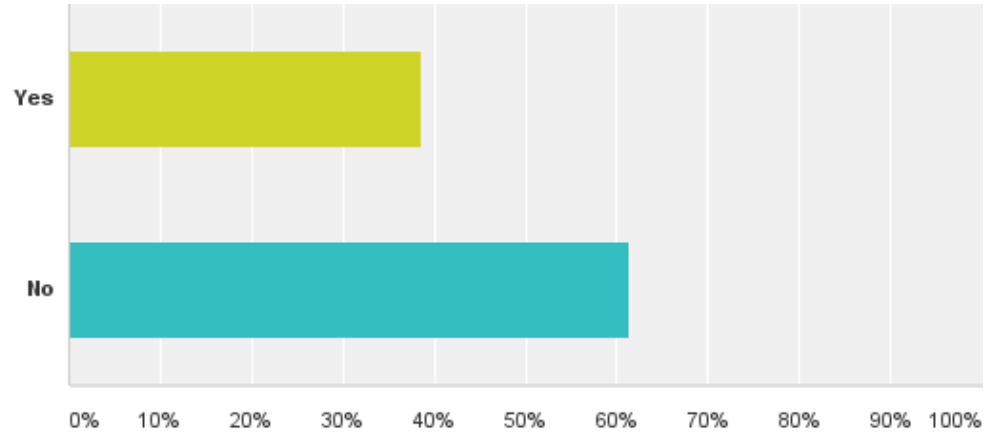
Total Responses

Date Created: Wednesday, October 15, 2014

Complete Responses: 96

Q1: Was this your first time attending the conference?

Answered: 96 Skipped: 0



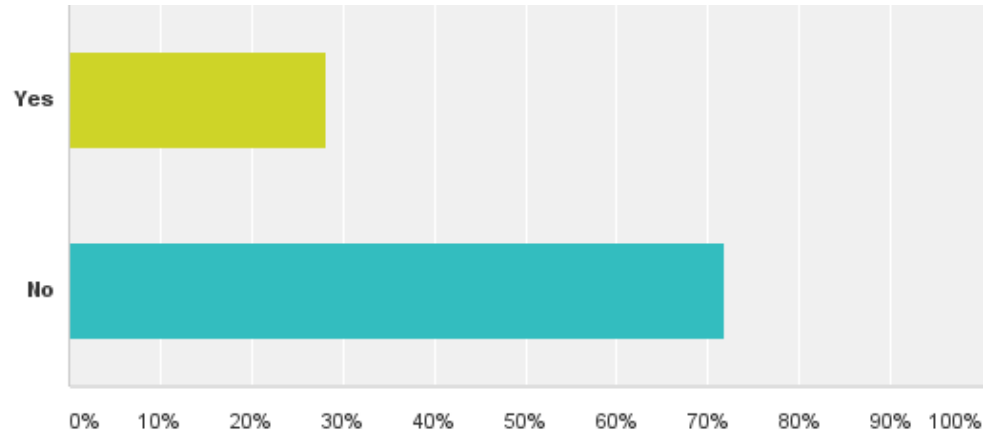
Q1: Was this your first time attending the conference?

Answered: 96 Skipped: 0

Answer Choices	Responses
Yes	38.54% 37
No	61.46% 59
Total	96

Q3: Did you apply for CEUs?

Answered: 96 Skipped: 0



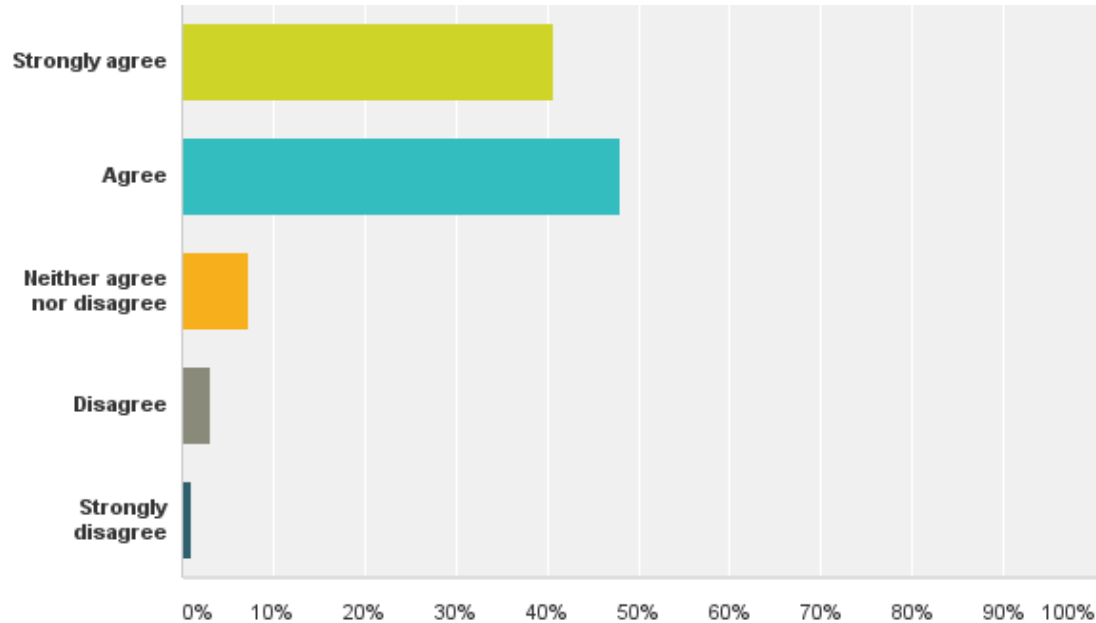
Q3: Did you apply for CEUs?

Answered: 96 Skipped: 0

Answer Choices	Responses
Yes	28.13% 27
No	71.88% 69
Total	96

Q4: WSPHA Annual Conference gave me new information to apply in my everyday work.

Answered: 96 Skipped: 0



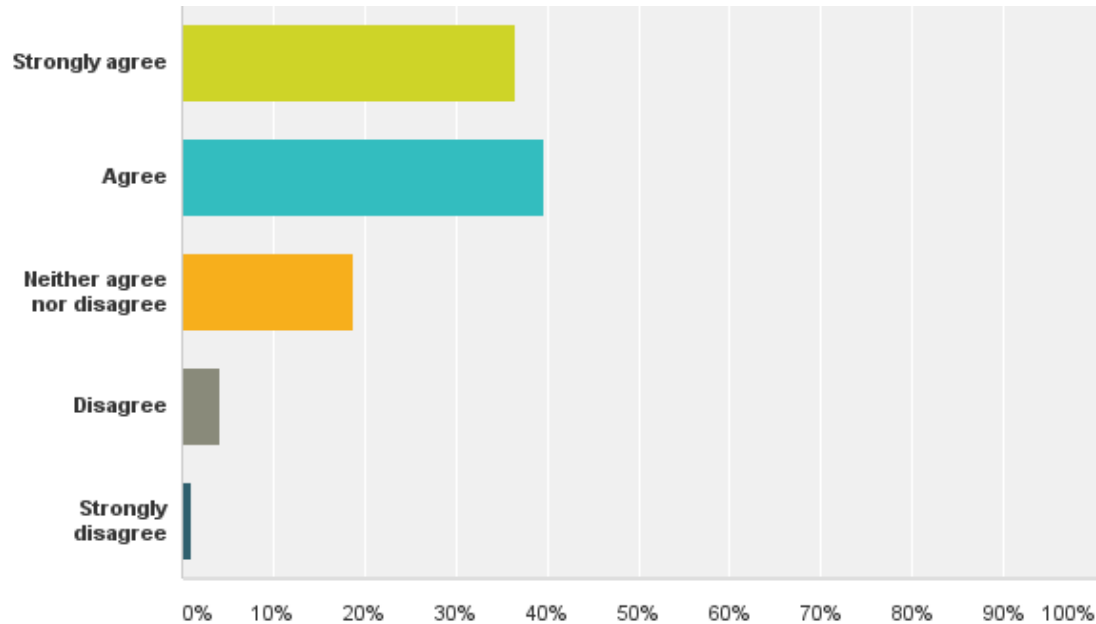
Q4: WSPHA Annual Conference gave me new information to apply in my everyday work.

Answered: 96 Skipped: 0

Answer Choices	Responses
Strongly agree	40.63% 39
Agree	47.92% 46
Neither agree nor disagree	7.29% 7
Disagree	3.13% 3
Strongly disagree	1.04% 1
Total	96

Q5: WSPHA Annual Conference increased my understanding of public health work.

Answered: 96 Skipped: 0



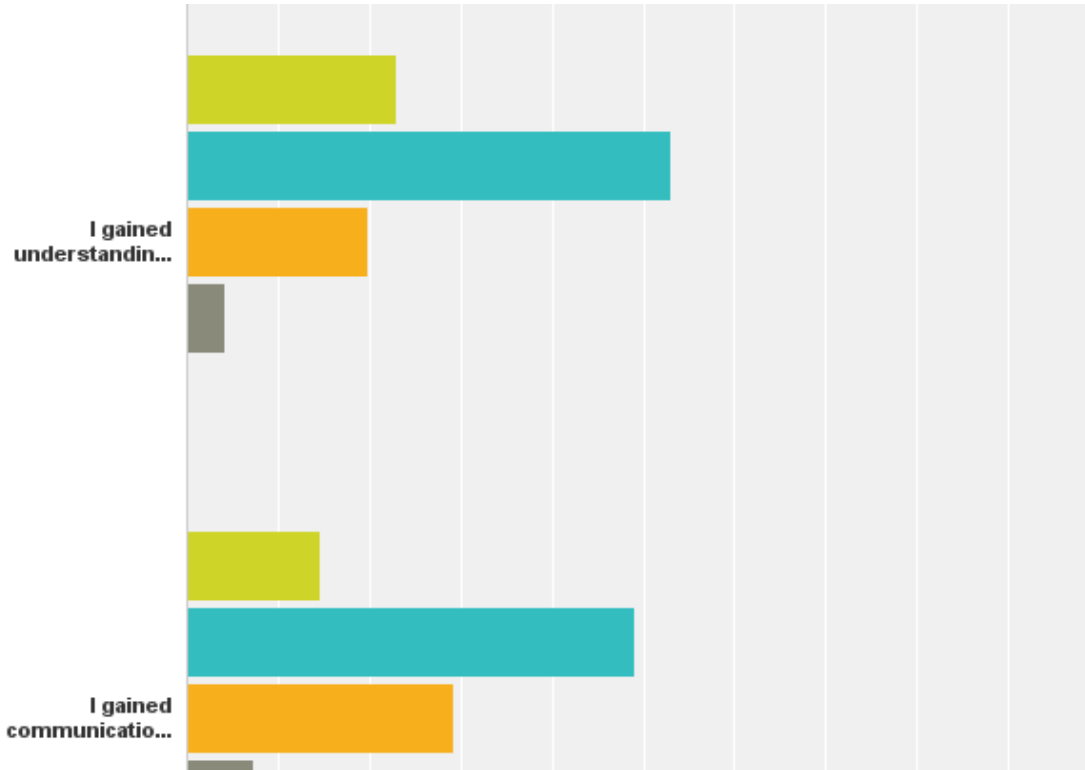
Q5: WSPHA Annual Conference increased my understanding of public health work.

Answered: 96 Skipped: 0

Answer Choices	Responses
Strongly agree	36.46% 35
Agree	39.58% 38
Neither agree nor disagree	18.75% 18
Disagree	4.17% 4
Strongly disagree	1.04% 1
Total	96

Q6: Please rate the conference objectives.

Answered: 96 Skipped: 0



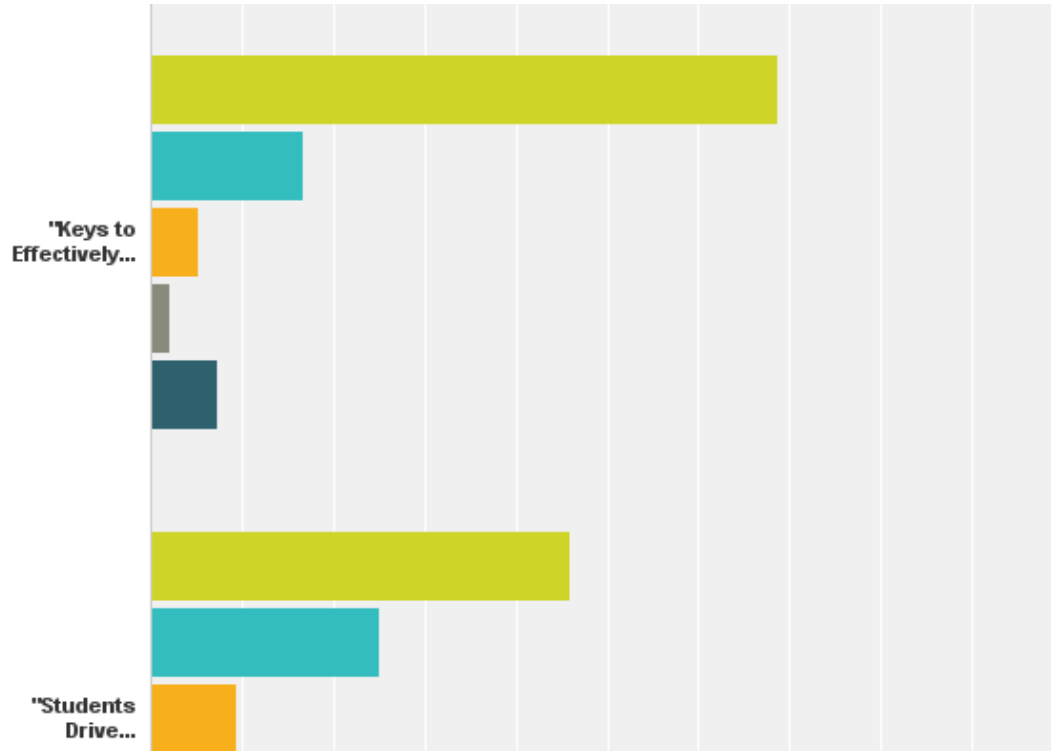
Q6: Please rate the conference objectives.

Answered: 96 Skipped: 0

	Strongly agree	Agree	Neither agree nor disagree	Disagree	Strongly disagree	Total
I gained understanding of community-engaged research that incorporates new methods to reduce health inequities and improve population health outcomes.	22.92% 22	53.13% 51	19.79% 19	4.17% 4	0.00% 0	96
I gained communication strategies I can use to refocus the community stakeholders forum on education and engagement.	14.58% 14	48.96% 47	29.17% 28	7.29% 7	0.00% 0	96
I understand and can describe the utility of a "health in all policies" approach in program development, support, and implementation to enhance public policy impact.	21.88% 21	41.67% 40	33.33% 32	3.13% 3	0.00% 0	96
I have a greater understanding of assessment, planning, and evaluation functions and how to use these methods to investigate	8.33% 8	46.88% 45	36.46% 35	8.33% 8	0.00% 0	96

Q7: Please rate the plenary sessions.

Answered: 96 Skipped: 0



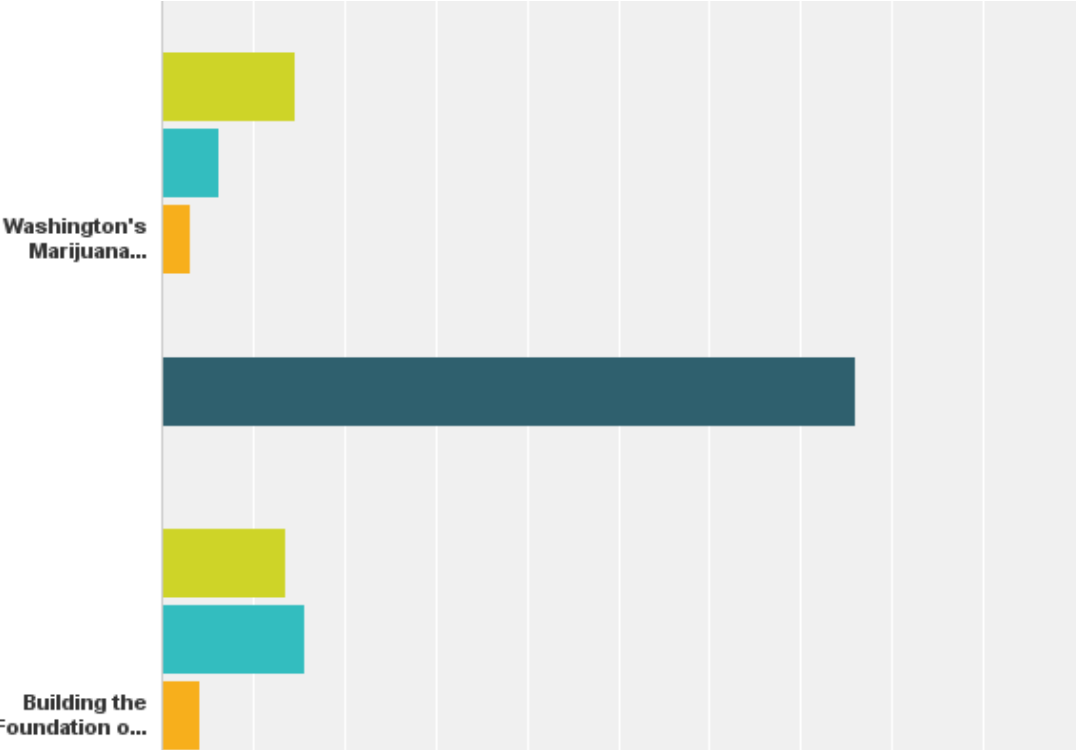
Q7: Please rate the plenary sessions.

Answered: 96 Skipped: 0

	Excellent	Good	Fair	Poor	Did not attend	Total
"Keys to Effectively Reducing Social Disparities in Health" - Dr. Williams	68.75% 66	16.67% 16	5.21% 5	2.08% 2	7.29% 7	96
"Students Drive Measurable Health Impact" - The Community School student panel	45.83% 44	25.00% 24	9.38% 9	0.00% 0	19.79% 19	96
"Pregnancy in the Context of a Woman's Life, Genes and Environment" - Dr. Michele Curtis	45.83% 44	30.21% 29	8.33% 8	0.00% 0	15.63% 15	96
"A Roadmap for Washington's Governmental Public Health Network" - Secretary of Health John Wiesman	20.83% 20	22.92% 22	15.63% 15	2.08% 2	38.54% 37	96

Q8: Please rate the Monday morning workshops.

Answered: 96 Skipped: 0



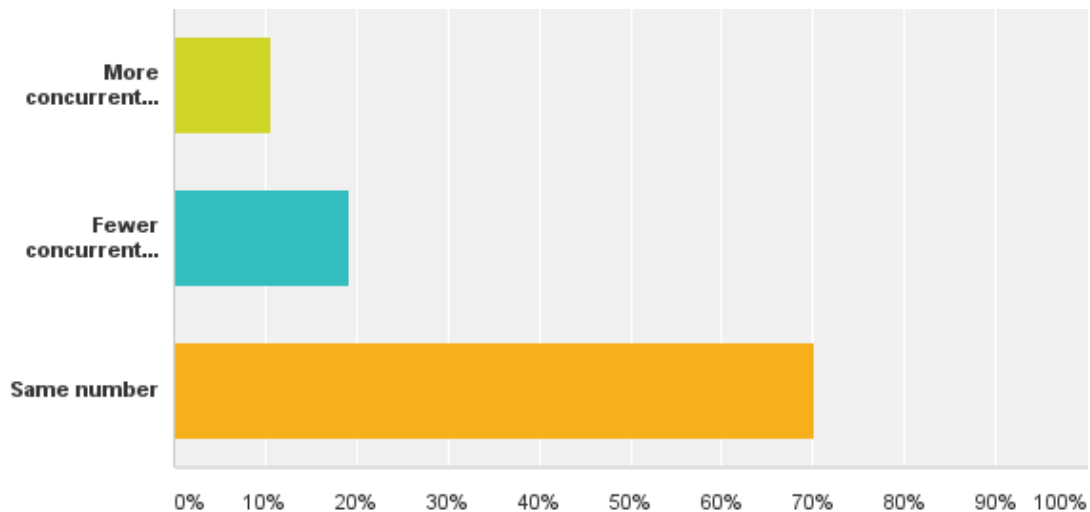
Q8: Please rate the Monday morning workshops.

Answered: 96 Skipped: 0

	Excellent	Good	Fair	Poor	Did not attend	Total
Washington's Marijuana Landscape	14.58% 14	6.25% 6	3.13% 3	0.00% 0	76.04% 73	96
Building the Foundation of Lifelong Health in Early Childhood	13.54% 13	15.63% 15	4.17% 4	0.00% 0	66.67% 64	96
Developing Community Health Workers (CHW) Pilots for Policy & Systems Change	5.21% 5	4.17% 4	4.17% 4	0.00% 0	86.46% 83	96
Conducting a Community Health Assessment that Examines the Root Causes of Health Inequities	7.29% 7	19.79% 19	1.04% 1	0.00% 0	71.88% 69	96
Policy and Advocacy Workshop	6.25% 6	14.58% 14	4.17% 4	0.00% 0	75.00% 72	96

Q10: Would you like..

Answered: 94 Skipped: 2



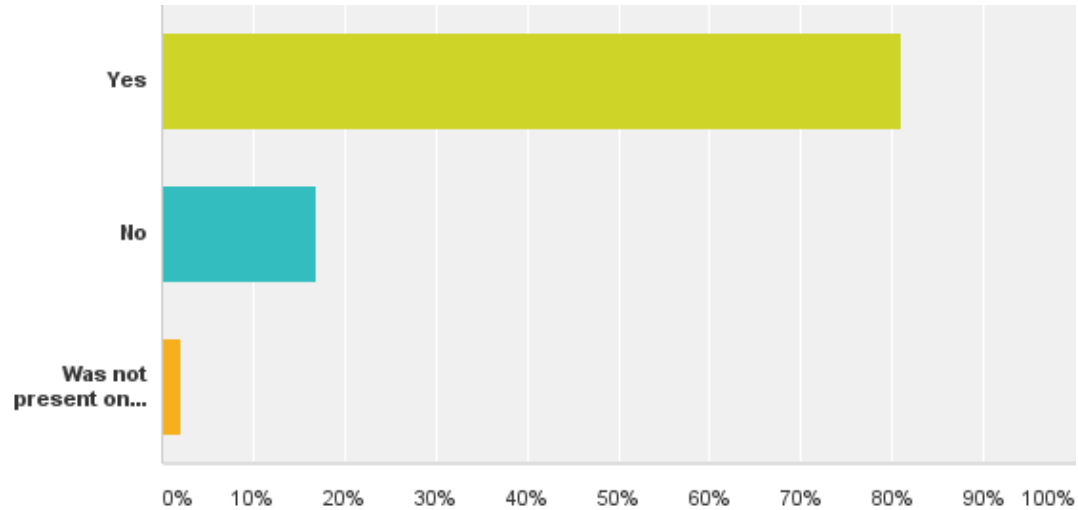
Q10: Would you like..

Answered: 94 Skipped: 2

Answer Choices	Responses
More concurrent sessions	10.64% 10
Fewer concurrent sessions	19.15% 18
Same number	70.21% 66
Total	94

Q11: Did you attend the poster session?

Answered: 95 Skipped: 1



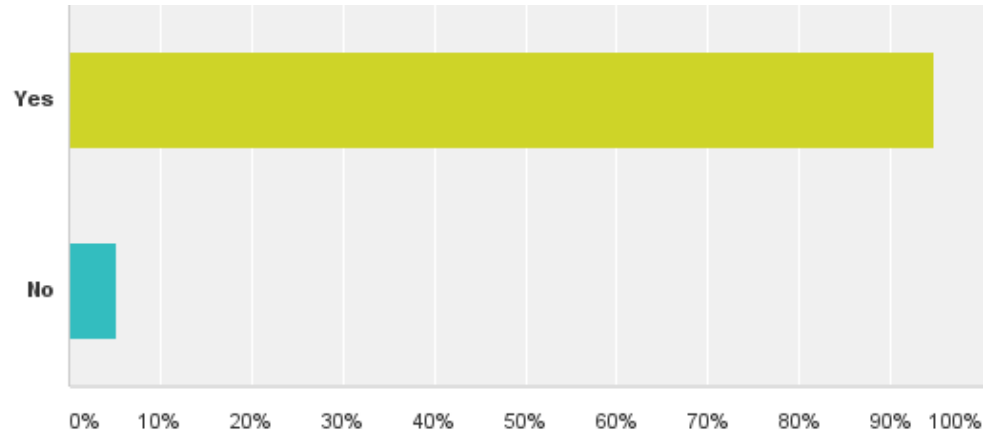
Q11: Did you attend the poster session?

Answered: 95 Skipped: 1

Answer Choices	Responses	
Yes	81.05%	77
No	16.84%	16
Was not present on Monday	2.11%	2
Total		95

Q12: Did the conference meet your networking needs?

Answered: 96 Skipped: 0



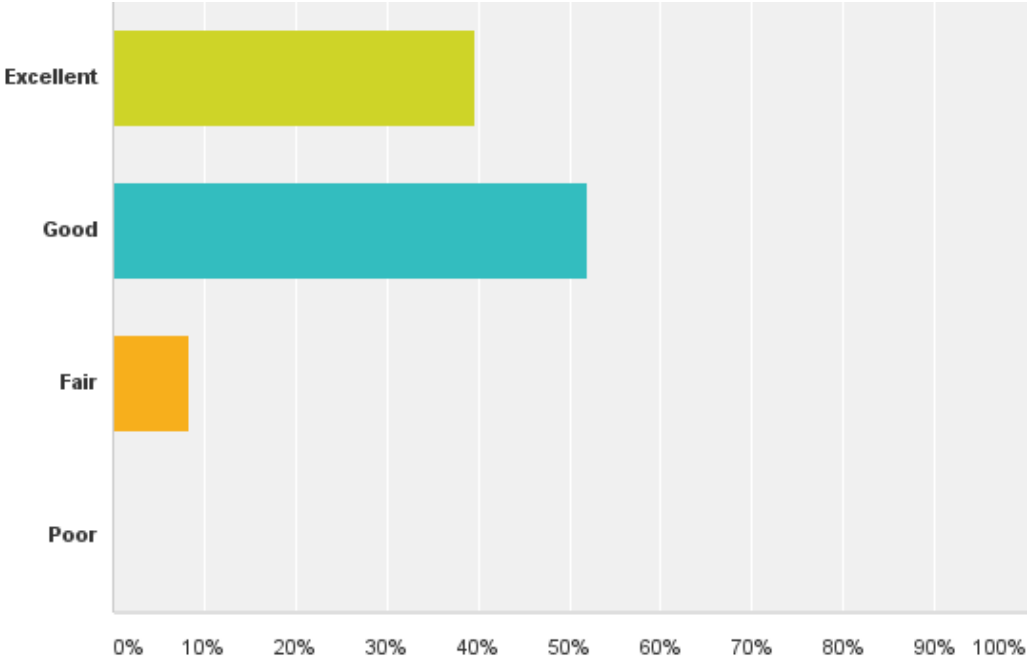
Q12: Did the conference meet your networking needs?

Answered: 96 Skipped: 0

Answer Choices	Responses
Yes	94.79% 91
No	5.21% 5
Total	96

Q14: Please rate the Wenatchee Convention Center.

Answered: 96 Skipped: 0



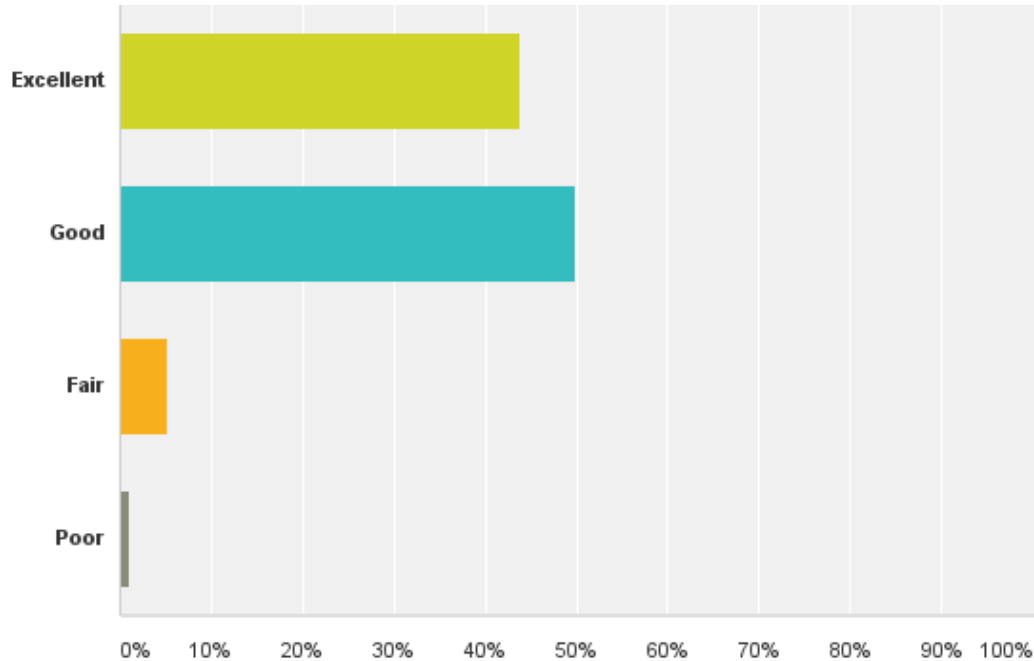
Q14: Please rate the Wenatchee Convention Center.

Answered: 96 Skipped: 0

Answer Choices	Responses	
Excellent	39.58%	38
Good	52.08%	50
Fair	8.33%	8
Poor	0.00%	0
Total		96

Q15: Please rate your overall experience attending the 2014 WSPHA Annual Conference on Health

Answered: 96 Skipped: 0



Q15: Please rate your overall experience attending the 2014 WSPHA Annual Conference on Health

Answered: 96 Skipped: 0

Answer Choices	Responses	
Excellent	43.75%	42
Good	50.00%	48
Fair	5.21%	5
Poor	1.04%	1
Total		96