

WASHINGTON STATE
PUBLIC HEALTH ASSOCIATION

Conference App Guide

**WSPHA 2022 ANNUAL CONFERENCE FOR
HEALTH**



Guide Index

Download the conference app..... pg. 3

Navigating the app..... pg. 4-16

Logging In..... pg. 4-7

Updating your profile..... pg. 8-9

Schedule & sessions..... pg. 10-13

Session surveys..... pg. 13-14

WSPHA Social..... pg. 15-16

Venue info & map..... pg. 17-19


Day-of Support and Help..... pg. 20



DOWNLOAD THE APP

To download the WSPHA conference app, visit the app store on your phone and search:

WSPHA




Example of an android app store

Once the app is downloaded onto your phone, click to open it.


Your home screen should look like this



In the top right corner, you'll see the
Log In icon
(circled in red here)



Click on Attendee Sign In

 WSPHA


Admin Sign In

Attendee Sign In

Enter your email address that was used
to register for the conference



If your email address is not recognized,
please email info@wspha.org for
assistance

 WSPHA


Attendee Sign In

Email

Use email used to register


Sign In

Enter your password that is associated
with your WSPHA account here



If you don't know your password or your
password needs to be reset, click on the
Forgot Password button

If after attempting to reset your password
through the app, you're still unable to log
in, please email info@wspha.org

 WSPHA

Enter your password

jenna@wspha.org

Password

Log In

Forgot Password

Once you're logged into your WSPHA account, the home screen will look like this



You'll now be able to view additional features in the app, including the list of Attendees, Exhibitors, Sponsors, and Speakers, and can create a personalized conference schedule or post in the WSPHA Social feed



All of Us

RESEARCH PROGRAM

2022 Conference



Schedule

View the conference agenda



Attendees

See who's attending



Speakers

Meet the experts



Sponsors

Thank you to our Sponsors!



Exhibitors

Learn about our Exhibitors



Venue

Maps, floor plans and more



Home



WSPHA Social



Schedule



More

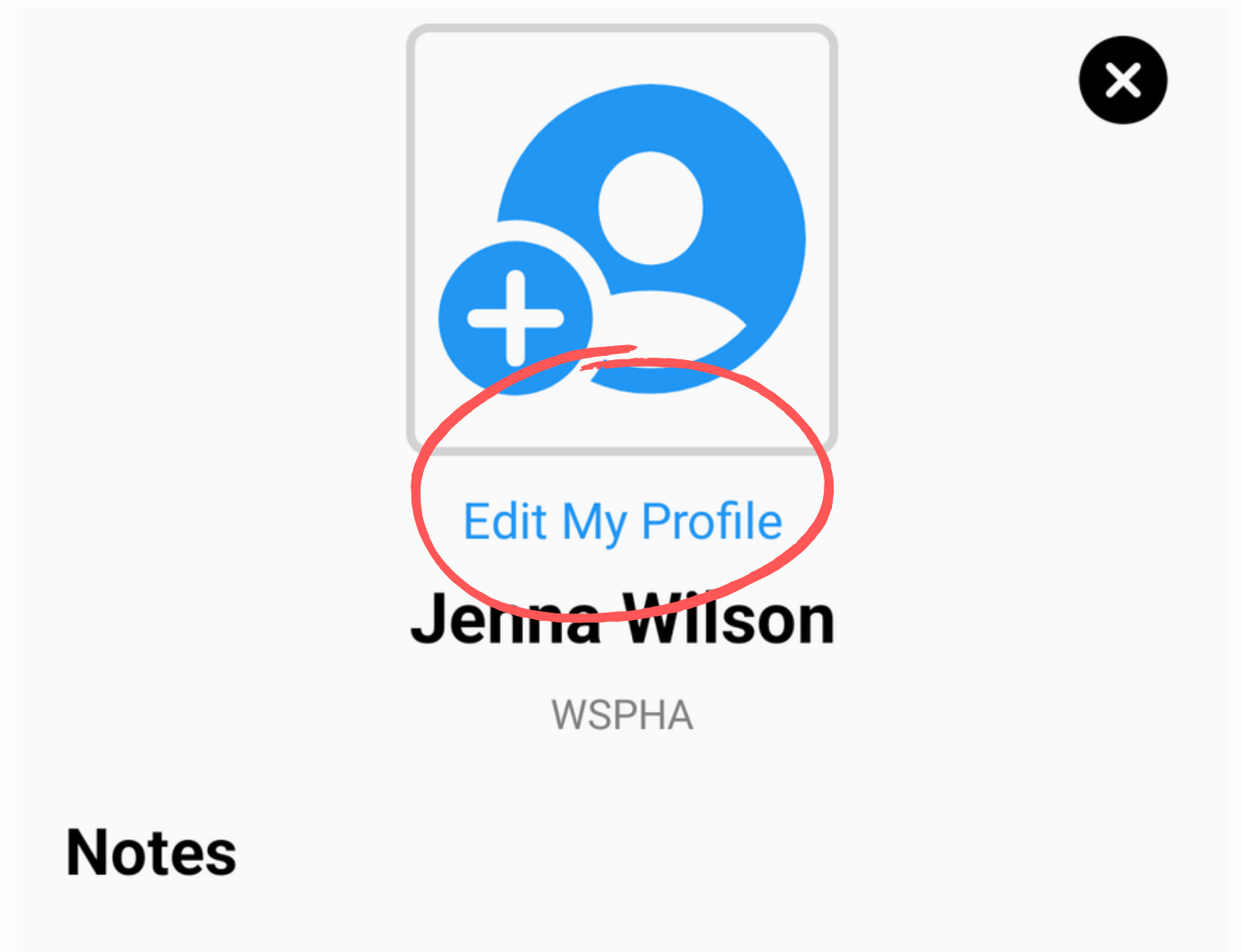
To update your profile, click on this icon on the top right of your screen



Then, click on Edit My Profile to add information about yourself.



If you only want to add a photo, you can click on the image above Edit My Profile



You will then have the following fields to edit on your profile




To add information, click on the field you would like to edit

Hit the Done button on the top right of the screen when you're finished

CANCEL

DONE


[Edit Profile Picture](#)

Prefix

Suffix

Jenna

Wilson

Bio

WSPHA

Title

Area of Specialty

To view the conference schedule and sessions, you can click on either of the circled buttons here on the home screen




You will be able to access the schedule button on the bottom of your screen from any page in the app

WASHINGTON STATE
PUBLIC HEALTH ASSOCIATION



All of Us RESEARCH PROGRAM

2022 Conference



Home



WSPHA Social



Schedule



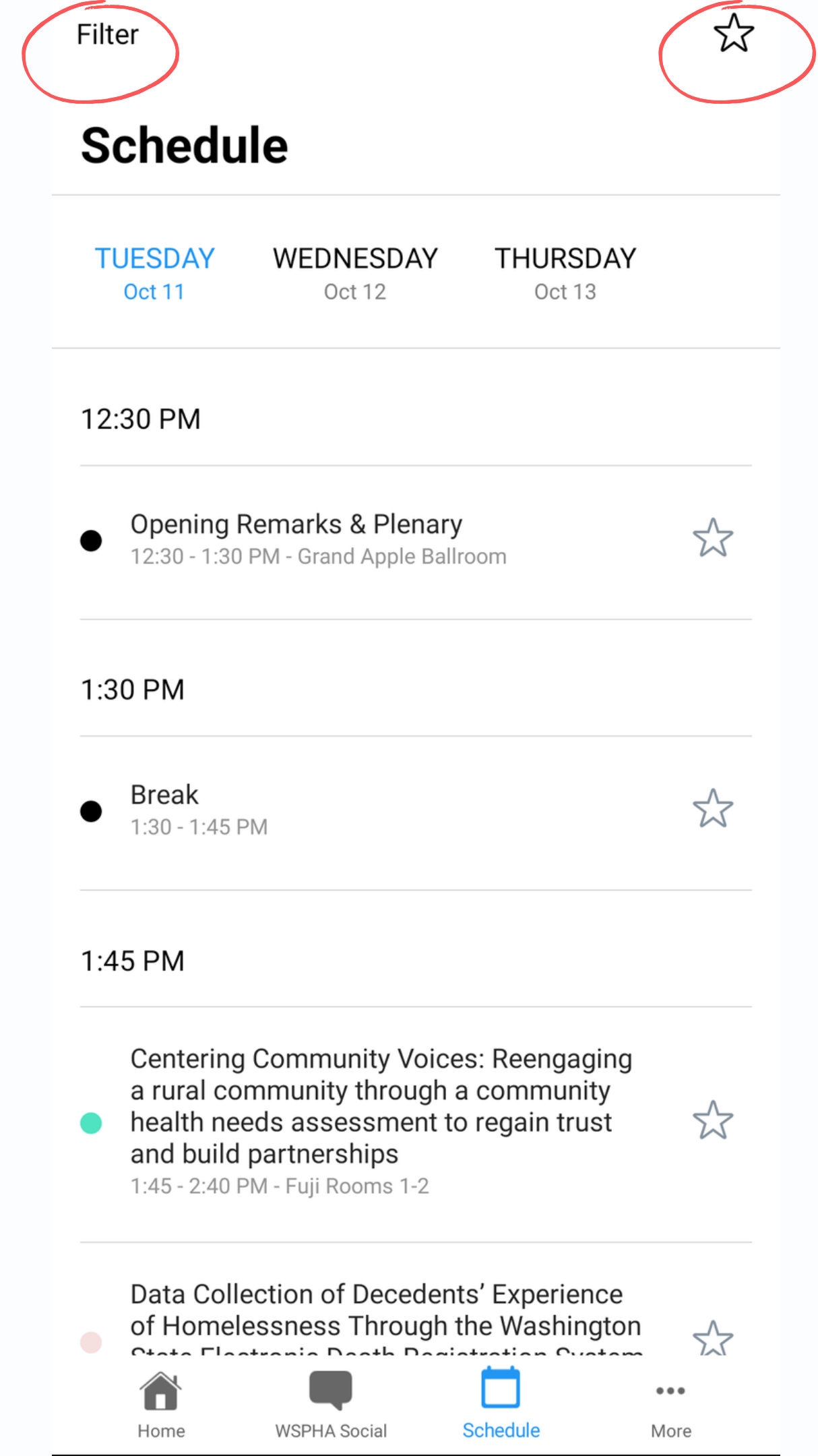
More

On the schedule page, you will have the option to view each day of the conference here



If you click Filter in the top left corner, you'll be able to filter sessions by session tracks

The stars to the right of each session can be used to favorite sessions you'd like to attend. To view the sessions you've favorited, click on the star in the top right of your schedule screen



To learn more about a session, click on the title of the session on the schedule page

You'll then see the title of the session, the session abstract, session presenters, as well as any materials provided for the session such as slides or handouts



The screenshot shows a mobile application interface for a session page. At the top, there is a back arrow and the word "Session". Below this is the session title, followed by a paragraph of text representing the abstract. At the bottom, there is a section titled "Presenters" with two placeholder icons for people. Three blue curved arrows point from text labels on the right to the corresponding elements in the screenshot: "Title" points to the session title, "Abstract" points to the paragraph of text, and "Presenters" points to the presenter icons.

← Session

**Centering Community Voices:
Reengaging a rural community
through a community health needs
assessment to regain trust and build
partnerships**

In 2020, Whitman County Public Health (WCPH) was at the center of the pandemic in Whitman County. Distancing and isolation upended rural community supports, and mandates divided leaders and Public Health officials. COVID waves fractured trust in Public Health and revealed apathy to new guidance. To reengage the public, WCPH added community voices to their Community Health Needs Assessment (CHNA). WCPH conducted 18 semi-structured interviews and five focus groups in Pullman, Colfax, and Endicott. Interviews uncovered values, needs, and barriers, and focus groups discussed those findings and explored community-driven solutions. Mental health and community supports was a key topic; barriers included stigma, transportation, and provider capacity. Solutions included mental health first aid classes and a rotating rural therapist. Other focus groups addressed affordable housing, childcare, and centralizing resource information. Feedback from the attendee survey was positive. Attendees asked for more convenings, so WCPH will conduct additional meetings in 2022. Data show that including the community is an important strategy for reengaging and rebuilding trust post-pandemic.

Presenters

← Title

← Abstract


← Presenters

You can also view the time the session will be presented, as well as the location of the session


If you decide you'd like to attend this session, you can either click on the star, or click add to calendar

To complete a session evaluation/survey after attending the session, click on the survey button


Presenters



Heidi Berthoud
Heidi Berthoud Consulting LLC




Corrin McMichael
Whitman County Public Health



Megh Whittr

Materials


 Centering-Community-Voices-WSPHA-Presentation-(1).pdf

Times

☒


Centering Community Voices:
Reengaging a rural community
through a community health needs
assessment to regain trust and build
partnerships


Tue - 1:45 - 2:40 PM - Wenatchee Convention
Center - Fuji Rooms 1-2





Survey

Add to Calendar

 Home

 WSPHA Social

 Schedule

 More

Materials

Session time
and
location

Session
survey

The session survey/evaluation has a short series of questions as well as a field to add additional comments.

Once you're done with the survey, you can click submit.

Session Evaluation ✕

★How well did the session meet your expectations?

☐ 1 ☐ 2 ☐ 3 ☐ 4 ☐ 5

★How would you rate the speaker's presentation skills?

☐ 1 ☐ 2 ☐ 3 ☐ 4 ☐ 5

★How would you rate the speaker's command of the topic?

☐ 1 ☐ 2 ☐ 3 ☐ 4 ☐ 5

★Did the topic description match the session content?

☐ 1 ☐ 2 ☐ 3 ☐ 4 ☐ 5

★Would you recommend this session to a colleague?

☐ No

☐ Yes

★The information provided is timely & useful

☐ 1 ☐ 2 ☐ 3 ☐ 4 ☐ 5

★I will be able to apply what I learned in this session in my work

☐ 1 ☐ 2 ☐ 3 ☐ 4 ☐ 5

★Overall, how would you rate this session?

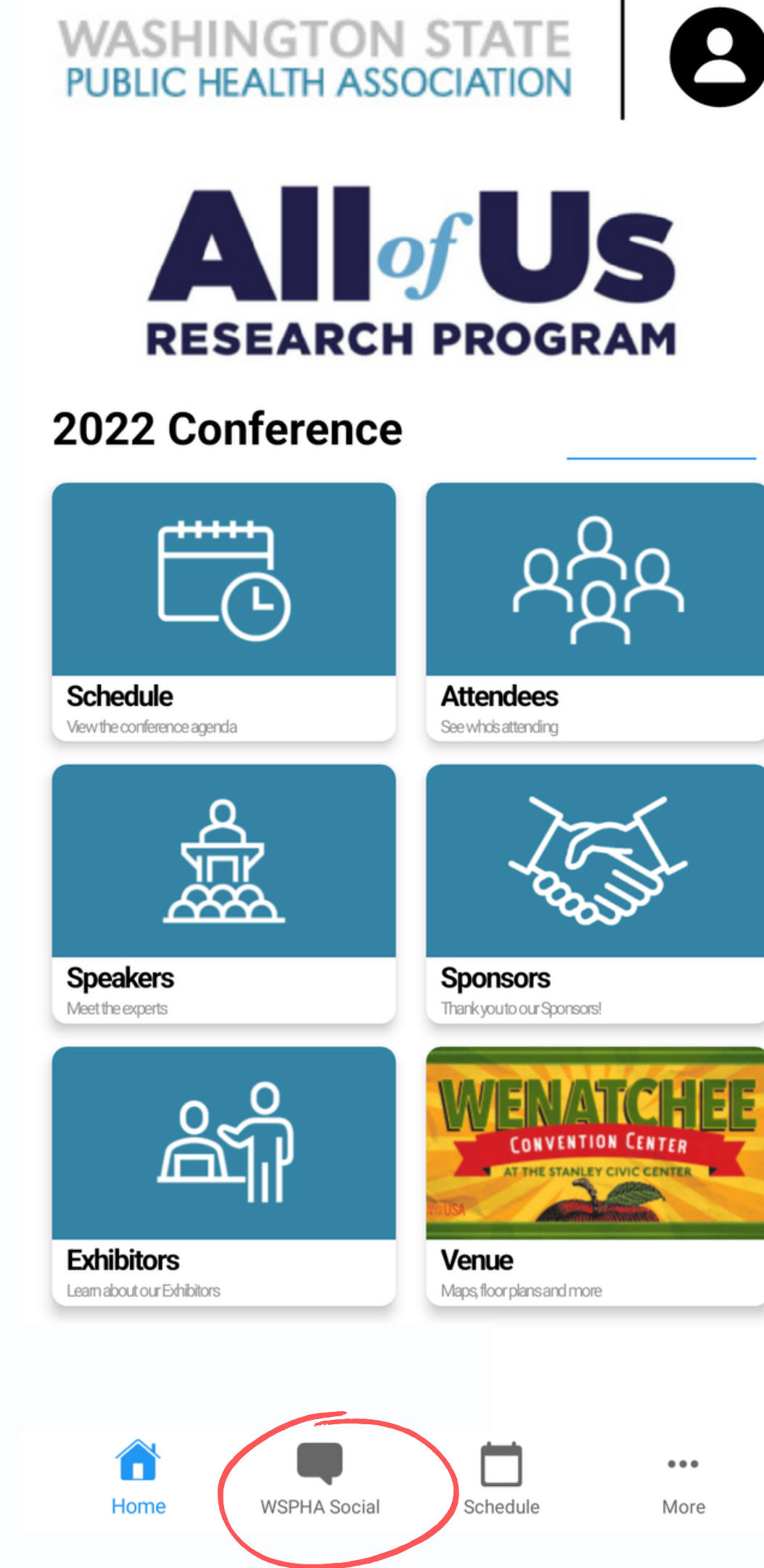
☐ 1 ☐ 2 ☐ 3 ☐ 4 ☐ 5

Any additional comments?

[Finish Later](#)

[Submit](#)

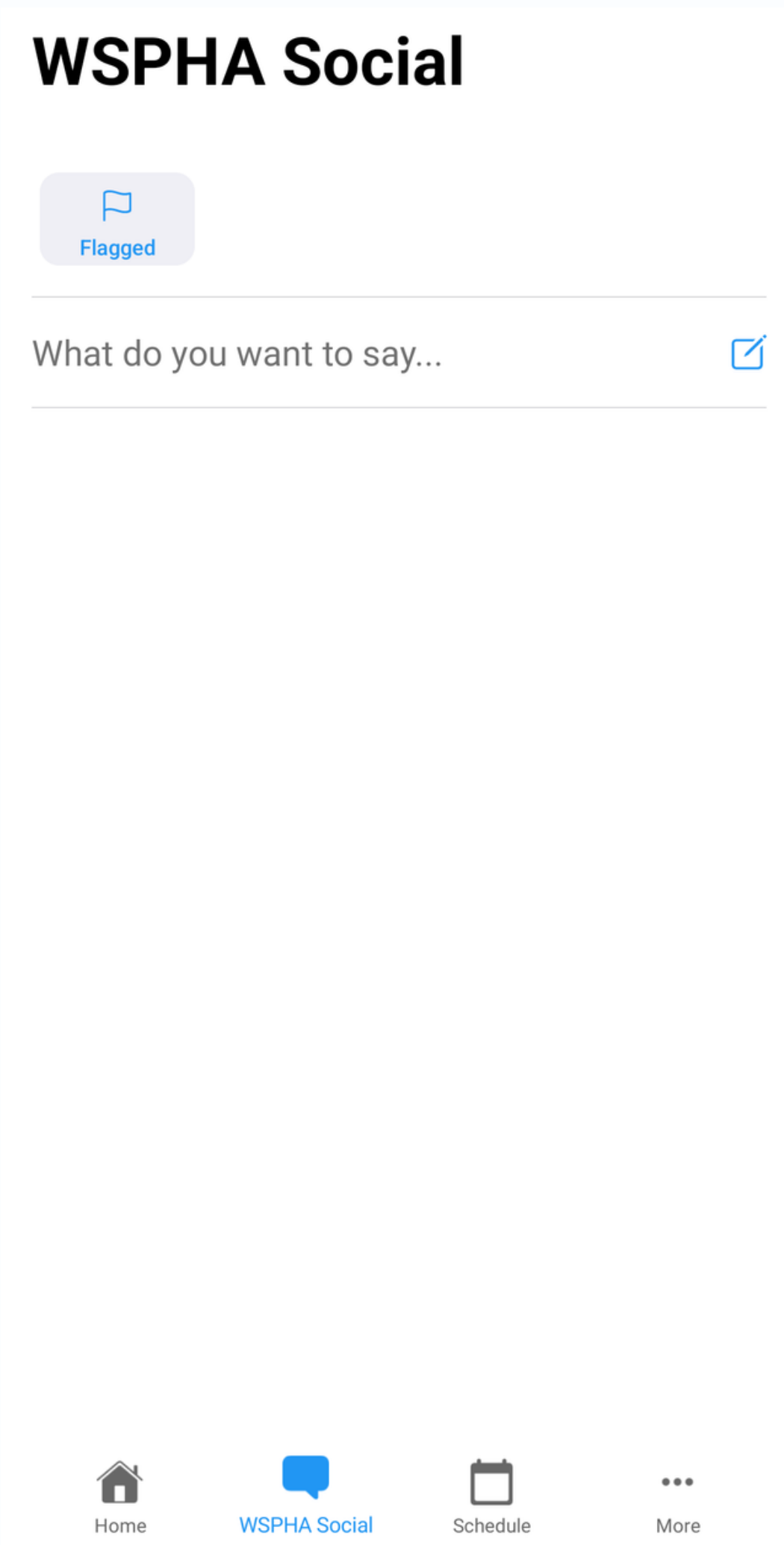
To post in the WSPHA social feed, which acts as a message board, to connect with other conference attendees, click on the WSPHA Social button at the bottom of your screen






You'll now see the text field where you can type what you'd like to say.

Anything you post here will be published to all conference attendees.



To view the Wenatchee Conference Center map and locate where a session will be held, click on the Venue button on the home page



On this page, you'll see a map of where the Wenatchee Convention Center is located, as well as the contact information for the venue.

To view a map of the venue and find where a conference room is located within the convention center, click on Show Floor Plan




Wenatchee Convention Center

121 North Wenatchee Ave
Wenatchee, WA 98801



Located in the heart of Downtown Wenatchee, the Wenatchee Convention Center facility is a favorite of statewide organizations which utilize Wenatchee's central location, beautiful climate and desirable amenities to provide ideal conventions, meetings and event opportunities for individuals located throughout Washington.

Contact

 <https://wenatcheeconventioncenter.com/>

 [509.662.4411](tel:509.662.4411)

[Show Floor Plan](#)



Home



WSPHA Social



Schedule



More

This view shows the floorplan of the convention center, as well as where each room is located.

You can use this view to help you navigate from session to session if needed.



DAY-OF SUPPORT & HELP

If you need help for any reason, including technical issues, trouble logging into the app, unable to find/access a session, etc., please contact conference organizers.

Email assistance:

jenna@wspha.org

info@wspha.org

Call WSPHA staff for immediate assistance:

206-454-9453

Or, visit the registration desk in the main lobby of the convention center for help. The registration desk will be open:

Tuesday, Oct. 11th: 9:00 am – 5:00 pm

Wednesday, Oct. 12th: 7:00 am – 5:00 pm

Thursday, Oct. 13th: 7:00 am – 11:00 am